



GCSE TEXTILE DESIGN



Why take GCSE Textiles?

- ▶ Across the department we have a history of excellent grades at GCSE and A level and this leads to exciting and interesting post 18 courses and careers.
- ▶ Lots of practical lessons: next to no theory
- ▶ Hands on practical tasks which creates a balanced timetable
- ▶ Other schools do not offer Textiles
- ▶ You will have the opportunity to carry on into the sixth form with A-Level Art & Design linking into Textiles
- ▶ There is a big market for textile and fashion designers in this country

Course Breakdown

- ▶ The course breakdown:60% NEA (Non examined assessment or coursework)
- ▶ This will be made up of two projects: Food and Under the Sea.
- ▶ These titles are used as open starting points. These projects will be completed in sketchbooks and each project will have a final outcome, this could be a garment, wall hanging, cushion, wearable art piece, jewellery -it's your choice.
- ▶ 40% Externally Set Assignment (A choice of 7 projects to choose from which are set by the exam board -AQA). You will have planning time from January to April of Year 11 and 2 days off timetable to complete your final piece for this project. You will have a sketchbook/boards for research, experiments, plans and designs.
- ▶ There is no written exam.

Top Ten Skills Employers look for that Textiles can offer:

- ▶ VERBAL COMMUNICATION - Able to express your ideas clearly and confidently in speech
- ▶ TEAMWORK - Work confidently within a group
- ▶ COMMERCIAL AWARENESS - Understand the commercial realities affecting the organisation.
- ▶ ANALYSING & INVESTIGATING - Gather information systematically to establish facts & principles. Problem solving.
- ▶ INITIATIVE/SELF MOTIVATION - Able to act on initiative, identify opportunities & proactive in putting forward ideas & solutions
- ▶ DRIVE - Determination to get things done. Make things happen & constantly looking for better ways of doing things.
- ▶ WRITTEN COMMUNICATION - Able to express yourself clearly in writing
- ▶ PLANNING & ORGANISING - Able to plan activities & carry them through effectively
- ▶ FLEXIBILITY - Adapt successfully to changing situations & environments
- ▶ TIME MANAGEMENT - Manage time effectively, prioritising tasks and able to work to deadlines

Just some of the techniques you can try!

There are so many techniques to try from:

- ▶ Knitting / crochet
- ▶ Batik / wax work
- ▶ Tie Dye / Shibori
- ▶ Marbling
- ▶ Hand Embroidery
- ▶ Free machine embroidery.
- ▶ Computer Aided Design
- ▶ Printing
- ▶ Laser cutting
- ▶ It's not all about sewing, sometimes it's experimenting by melting, burning, printing or even rusting...and so much more!

Course Requirements:

You will be required to work within one or more of the below areas:

- ▶ fashion design and illustration
- ▶ art textiles
- ▶ costume design
- ▶ constructed textiles
- ▶ printed and dyed textiles
- ▶ surface pattern
- ▶ stitched and/or embellished textiles
- ▶ soft furnishings and/or textiles for interiors
- ▶ digital textiles
- ▶ installed textiles.


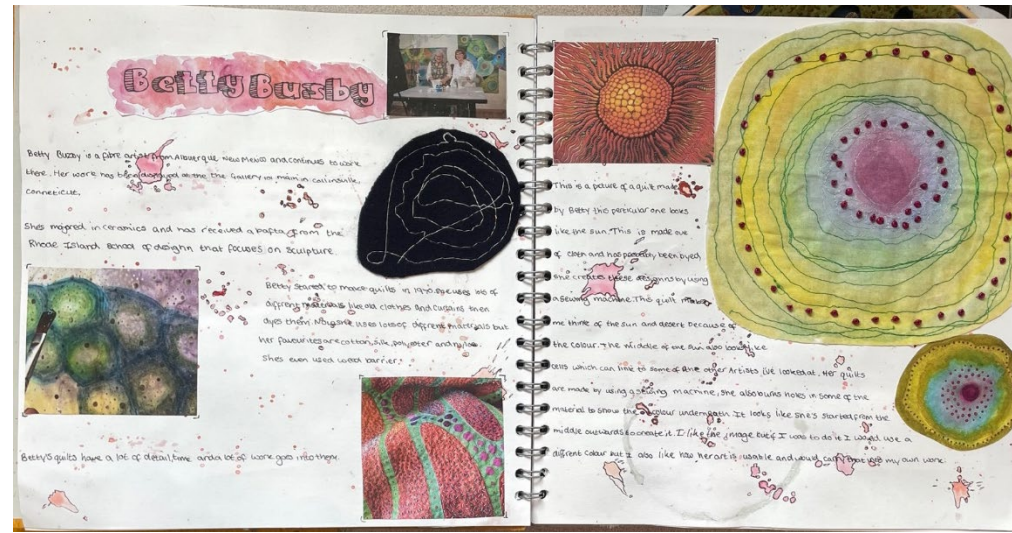
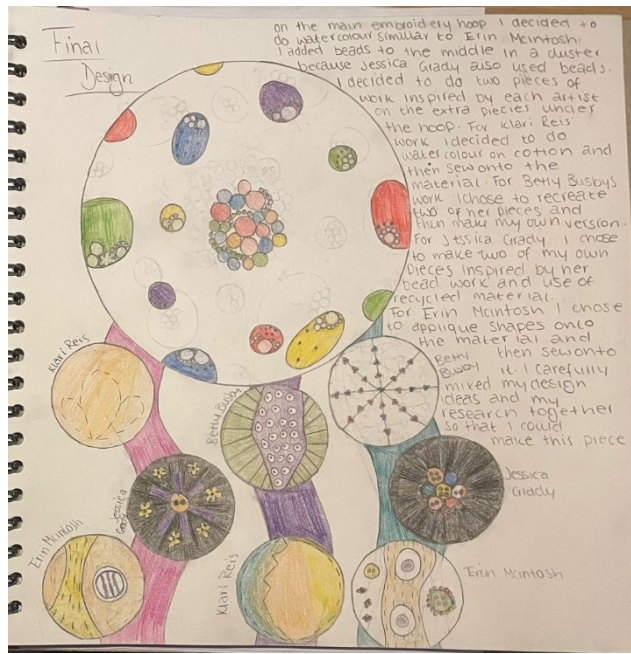
As a department we try to include as many of these areas to give you the broadest range of skills and allow you creativity to flow

NB: There is also a requirement for drawing - however this can be with thread, wire, stitch, anything! You can be really creative with this. Don't let it put you off!!

See this example:



Drawn using free motion embroidery



Student Examples (under the microscope)

